

# DIAMOND

DIESEL ENGINE

**DIRECT INJECTION  
FUEL SAVING**

**MORE  
POWER**

**MORE  
EFFICIENT**

**BETTER  
PERFORMANCE**



*L series*

**DI 800 L**

**DI 900 L**

**DI 1100 L**



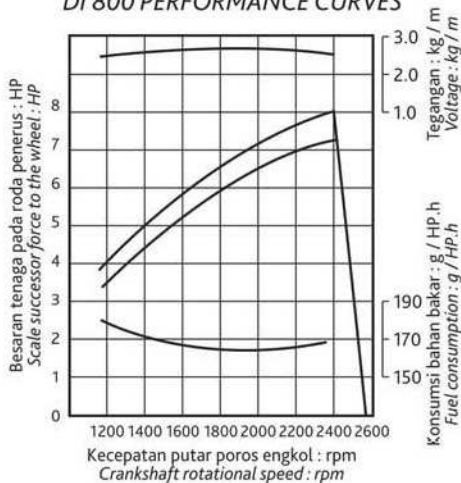
**PT RUTAN**  
Pusat Belanja Mesin Pertanian  
[www.rutan.co.id](http://www.rutan.co.id)

**SPEKIFIKASI / SPECIFICATION :**

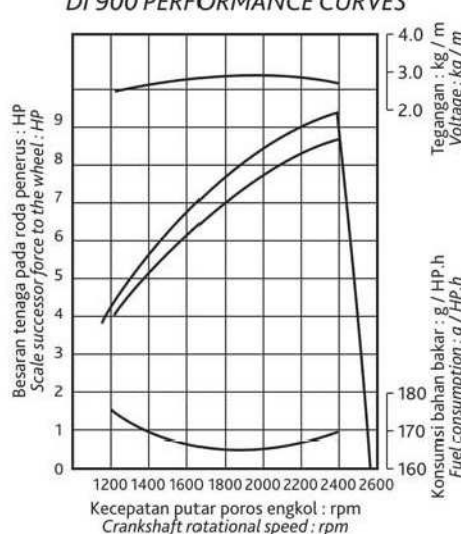
MODEL	DI 800 L	DI 900 L	DI 1100 L
TIPE / TYPE	Motor diesel mendatar 1 silinder, 4 langkah, berpendingin air / 1 cylinder, 4 cycle, water cooled diesel engine		
RUANG PEMBAKARAN / COMBUSTION CHAMBER	Tipe pembakaran langsung / direct injection		
DIAMETER x LANGKAH / BORE x STROKE (mm)	82 x 78	88 x 78	90 x 96
ISI SILINDER / CYLINDER CAPACITY (cc)	411	474	547
TENAGA MAKSIMUM / MAXIMUM OUTPUT (HP / rpm)	8 / 2400	9 / 2400	11 / 2400
TENAGA RATA-RATA / RATING OUTPUT (HP / rpm)	7 / 2200	8 / 2200	10 / 2200
TORSI MAKSIMUM / MAXIMUM TORQUE (Kgm / rpm)	2.6 / 1900	2.9 / 1900	3.4 / 1900
PERBANDINGAN KOMPRESI / COMPRESSION RATIO	18 : 1	18 : 1	18 : 1
ARAH PUTARAN / ROTATION DIRECTION	Bertlawanan jarum jam, dilihat dari sisi roda penerus / Counter-clockwise, viewed from flywheel side		
SISTEM PENGASUTAN / STARTING SYSTEM	Dengan engkol / Hand Starting		
SISTEM PEREDAM GETARAN / SHOCK ABSORBER SYSTEM	Super balancer		
SISTEM PENDINGIN / COOLING SYSTEM	Kondensor / Condenser Type		
KAPASITAS AIR PENDINGIN / WATER COOLANT CAPACITY (L)	1.3	1.3	1.2
SISTEM PELUMASAN / LUBRICATION SYSTEM	Pompa pelumas tipe tekan sistem gear / rotary type lubrication pump		
KAPASITAS PELUMAS / LUBRICANT CAPACITY (L)	1.8	1.8	2.2
BAHAN BAKAR / FUEL	Solar / diesel fuel		
KAPASITAS TANGKI BAHAN BAKAR / FUEL TANK CAPACITY (L)	7.5	9.5	9.5
LAMPU / LAMP (V x W)	(12 - 14 x 25)	(12 - 14 x 25)	(12 - 14 x 25)
LAMPU KERJA / WORK LAMP (V x W)	(12 - 14 x 25)	(12 - 14 x 25)	(12 - 14 x 25)
DIMENSI / DIMENSION	PANJANG / LENGTH (mm)	660	700
	LEBAR / WIDTH (mm)	336	348
	TINGGI / HEIGHT (mm)	490	515
BERAT KOSONG / NET WEIGHT	83	84	86

Spesifikasi dan dimensi dapat berubah setiap saat tanpa pemberitahuan terlebih dahulu / Specifications are subject to change without prior notice.

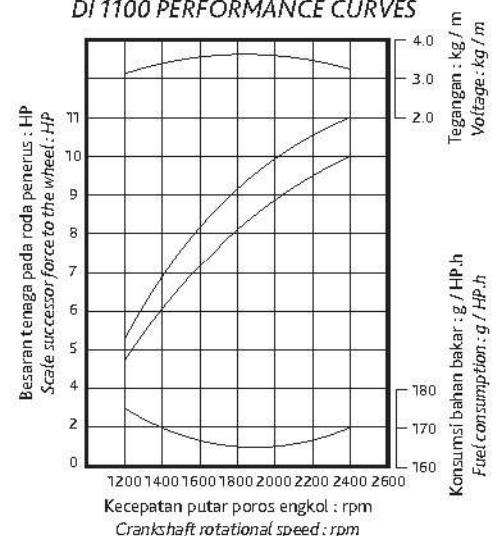
**KURVA KINERJA DI 800**  
DI 800 PERFORMANCE CURVES



**KURVA KINERJA DI 900**  
DI 900 PERFORMANCE CURVES



**KURVA KINERJA DI 1100**  
DI 1100 PERFORMANCE CURVES



MAIN DEALER :

MANUFACTURED BY :